

F4 LNA LED

Luminaria de superficie o suspensión para montaje en techo con sistema precableado para formar líneas continuas.

Cuerpo: chapa de acero.

Difusor: PMMA opal.

Distribución de la luz: simétrica o asimétrica.

Acabado superficial: blanco.

Fuente de luz: LED.

Índice de reproducción cromática (CRI): CRI>80.

Temperatura de color (K): 4000K.

Equipo de alimentación: electrónico (HF) o regulable DALI (HFRD). Disponible con kit de emergencia (KE).

Grado de protección (IP): IP20.

Montaje: en superficie o suspendida por medio de accesorios (KAM y KAE), no incluido.

Áreas de aplicación: instalaciones comerciales, áreas industriales, almacenes, entre otros.

Surface or suspended luminaire for mounting to ceiling with pre-wired system to create continuous lines.

Housing: steel sheet.

Diffuser: opal PMMA.

Light distribution: symmetric or asymmetric.

Surface finish: white.

Light source: LED.

Colour rendering index (CRI): CRI>80.

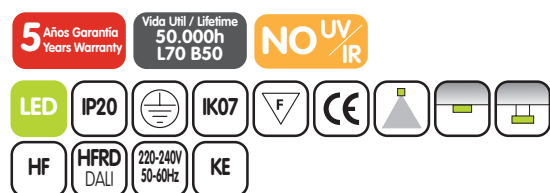
Colour temperature (K): 4000K.

Control gear: electronic (HF) or DALI dimmable (HFRD). Available with emergency kit (KE).

Protection degree (IP): IP20.

Mounting: surface or suspended by means of accessories (KAM and KAE), not included.


Areas of application: commercial facilities, manufacturing plants, warehouses and others.



F4 LNA LED

| W | lm* | lm/W | K | CRI | T° Amb | L | A | H | Kg |
|----|------|------|------|------|---------|------|-----|----|------|
| 36 | 4850 | 135 | 4000 | > 80 | < +35°C | 1404 | 115 | 64 | 3,40 |
| 72 | 9650 | 134 | 4000 | > 80 | < +35°C | 1404 | 115 | 64 | 3,60 |

*Flujo luminoso neto a temperatura ambiente ta=25°C. *Output luminous flux at ambient temperature ta=25°C.




Bajo pedido On request

KAM
Conjunto de accesorios para el montaje de luminarias intermedias.
Accessories set to install the middle luminaires.



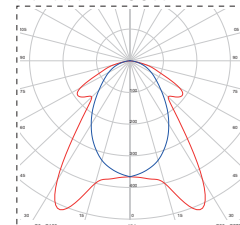
KAE
Conjunto de accesorios para el montaje de luminarias iniciales y finales.
Accessories set to install the beginning and ending luminaires.

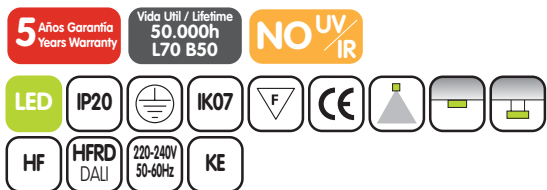


Ejemplo para componer una referencia. Example to compose a reference.

| Modelo | Potencia | K | Alimentación |
|---------------|----------|-------|--------------|
| Model | Power | K | Control gear |
| F4 LNA LED RE | 36W | 4000K | HF |

F4 LNA LED 36W





F4 LNA LED RSI

| W | lm* | lm/W | K | CRI | T ^a Amb | ▲ | L | A | H | Kg |
|----|------|------|------|------|--------------------|-----|------|-----|----|------|
| 36 | 4200 | 117 | 4000 | > 80 | < +35°C | 20° | 1404 | 115 | 64 | 3,40 |
| 72 | 8400 | 117 | 4000 | > 80 | < +35°C | 20° | 1404 | 115 | 64 | 3,60 |

*Flujo luminoso neto a temperatura ambiente ta=25°C. *Output luminous flux at ambient temperature ta=25°C.

F4 LNA LED RI

| W | lm* | lm/W | K | CRI | T ^a Amb | ▲ | L | A | H | Kg |
|----|------|------|------|------|--------------------|-----|------|-----|----|------|
| 36 | 4650 | 129 | 4000 | > 80 | < +35°C | 45° | 1404 | 115 | 64 | 3,40 |
| 72 | 9350 | 130 | 4000 | > 80 | < +35°C | 45° | 1404 | 115 | 64 | 3,60 |

*Flujo luminoso neto a temperatura ambiente ta=25°C. *Output luminous flux at ambient temperature ta=25°C.

F4 LNA LED RE

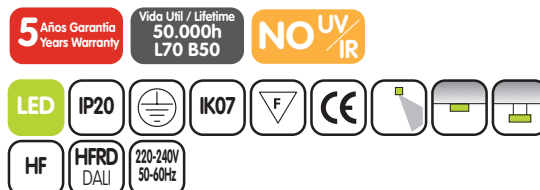

| W | lm* | lm/W | K | CRI | T ^a Amb | ▲ | L | A | H | Kg |
|----|------|------|------|------|--------------------|-----|------|-----|----|------|
| 36 | 4750 | 132 | 4000 | > 80 | < +35°C | 60° | 1404 | 115 | 64 | 3,40 |
| 72 | 9500 | 132 | 4000 | > 80 | < +35°C | 60° | 1404 | 115 | 64 | 3,60 |

*Flujo luminoso neto a temperatura ambiente ta=25°C. *Output luminous flux at ambient temperature ta=25°C.

F4 LNA LED RSE

| W | lm* | lm/W | K | CRI | T ^a Amb | ▲ | L | A | H | Kg |
|----|------|------|------|------|--------------------|-----|------|-----|----|------|
| 36 | 4850 | 135 | 4000 | > 80 | < +35°C | 90° | 1404 | 115 | 64 | 3,40 |
| 72 | 9650 | 134 | 4000 | > 80 | < +35°C | 90° | 1404 | 115 | 64 | 3,60 |


*Flujo luminoso neto a temperatura ambiente ta=25°C. *Output luminous flux at ambient temperature ta=25°C.



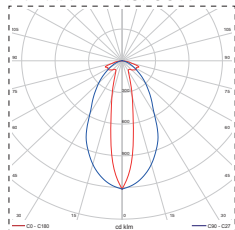
F4 LNA LED AS

| W | lm* | lm/W | K | CRI | T ^a Amb | L | A | H | Kg |
|----|------|------|------|------|--------------------|------|-----|----|------|
| 36 | 4400 | 122 | 4000 | > 80 | < +35°C | 1404 | 115 | 64 | 3,40 |
| 72 | 8800 | 122 | 4000 | > 80 | < +35°C | 1404 | 115 | 64 | 3,60 |

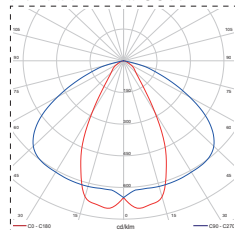
*Flujo luminoso neto a temperatura ambiente ta=25°C. *Output luminous flux at ambient temperature ta=25°C.



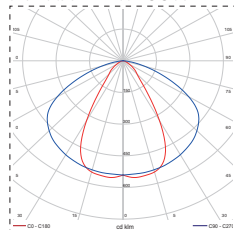
F4 LNA LED RSI 36W



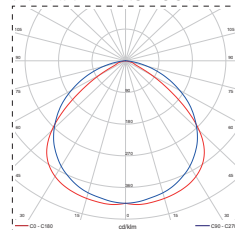
F4 LNA LED RI 36W



F4 LNA LED RE 36W



F4 LNA LED RSE 36W



F4 LNA LED AS 36W

